

PRELIMINARY AYP RESULTS AND HIGH SCHOOL GRADUATION RATES

July 21, 2010





Part I

Preliminary Adequate Yearly Progress (AYP) Results for 2010



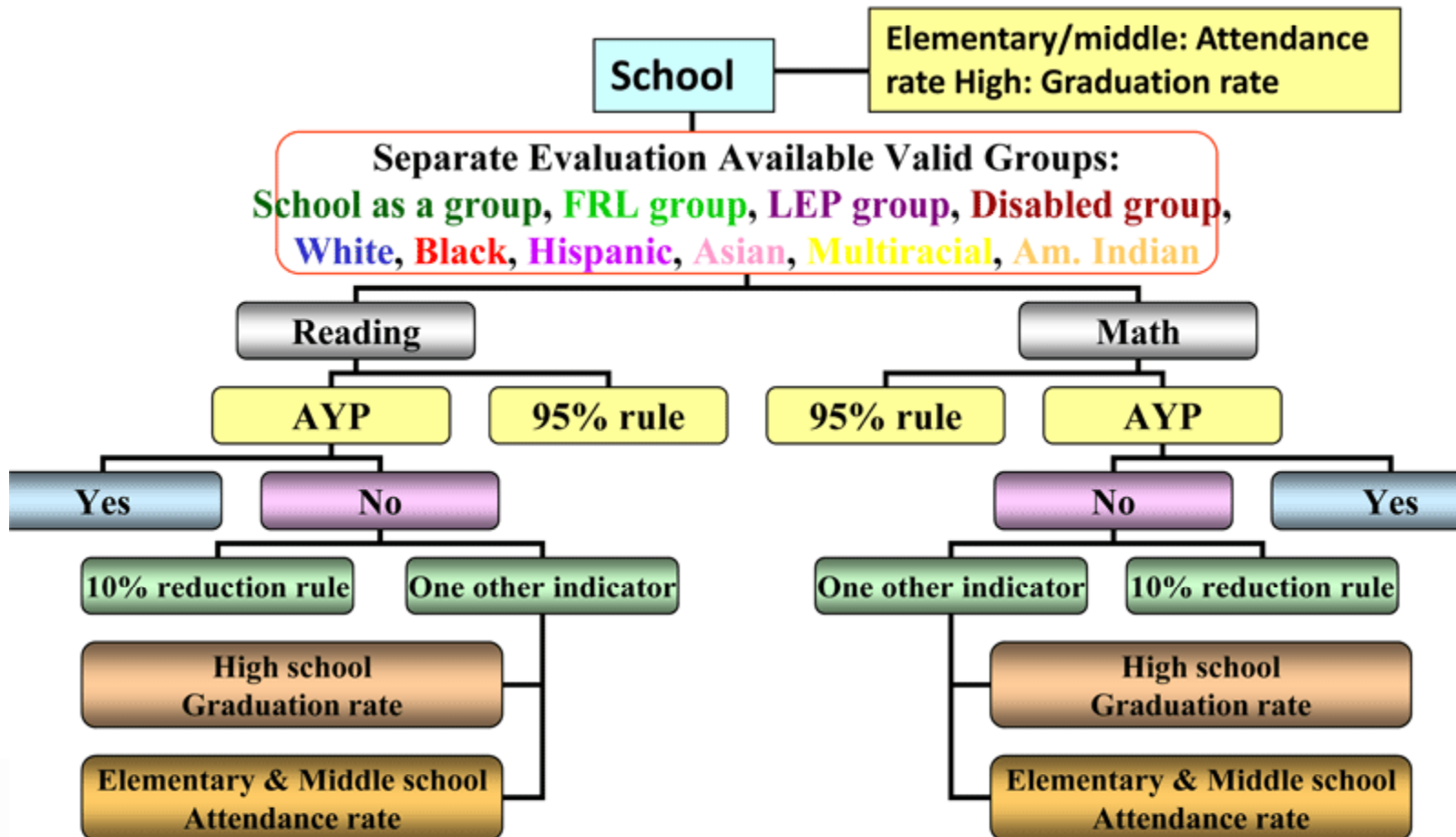
About AYP and This Report

- (1) No Child Left Behind started in 2003. This is the eighth year of implementation of NCLB.
- (2) Various sanctions can be imposed if a Title I school does not make AYP for two or more consecutive years.
- (3) This AYP report is based on the report released by DPI today.



For a School Making AYP

Every school-level group must pass following four yellow cells. Any group fails in any yellow cell, whole school will be identified as not making AYP



Example for a School Making AYP

School Testing Grades Students' Attendance Rate /High School Graduation Rate				Met
School-Group	Percent of FAY Students Proficient		95% Enrolled Students Taking Test	
	Reading/E-W	Math/Algebra I	Reading/E-W	Math/Algebra I
All Students	Met	Met	Met	Met
African American	Met	Met	Met	Met
White	Met	Met	Met	Met
FRL	Met	Met	Met	Met
SWD	Met	Met	Met	Met

To make AYP, all 21 targets of this sample school must be met. If the school misses one target, even one student, the school will not have made AYP for that year.

Challenge Noted on 2009 report

“Tougher job for 2010: DPI gives one time benefit for Safe Harbor AYP (including retest 1 scores without reset 2008 % proficient) in 2009”

Safe Harbor AYP: 2010 vs. 2009

2009: 27.1% groups AYP depended on SH

2010: 12.8% groups AYP depended on SH

Overview of 2010 Preliminary AYP Results

(1) After GCS students made AYP history in 2009, they did a good job on AYP in 2010 in consideration of tougher AYP situation in 2010

All schools: 59.5 % in 2010 vs. 68.1% in 2009

Elementary schools: 71.6% in 2010 vs. 70.1% in 2009

Middle schools: 38.1% in 2010 vs. 81.8% in 2009

High schools: 45.8% in 2010 vs. 50% in 2009

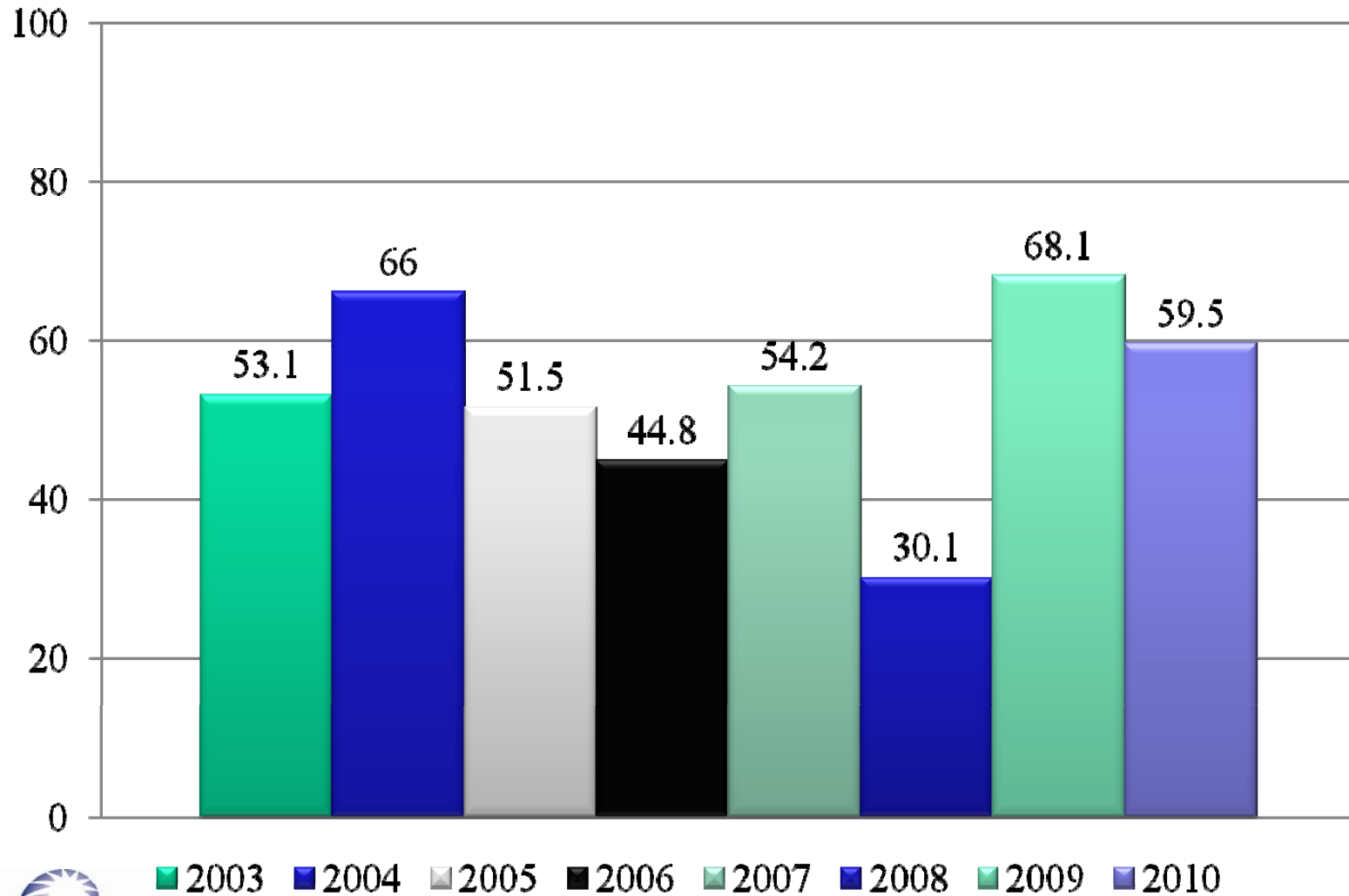
(2) Ten schools have made AYP all 8 years--2003 to 2010:

Brooks Global, Claxton, Millis Road, Morehead, Nathanael Greene, Oak Ridge, Sedalia, Southern, Summerfield & The Early College at Guilford

(3) Five schools have made AYP every year since they started:

Brown Summit, MC at GTCC-GBO, Pearce, Reedy Fork & The Academy at Smith

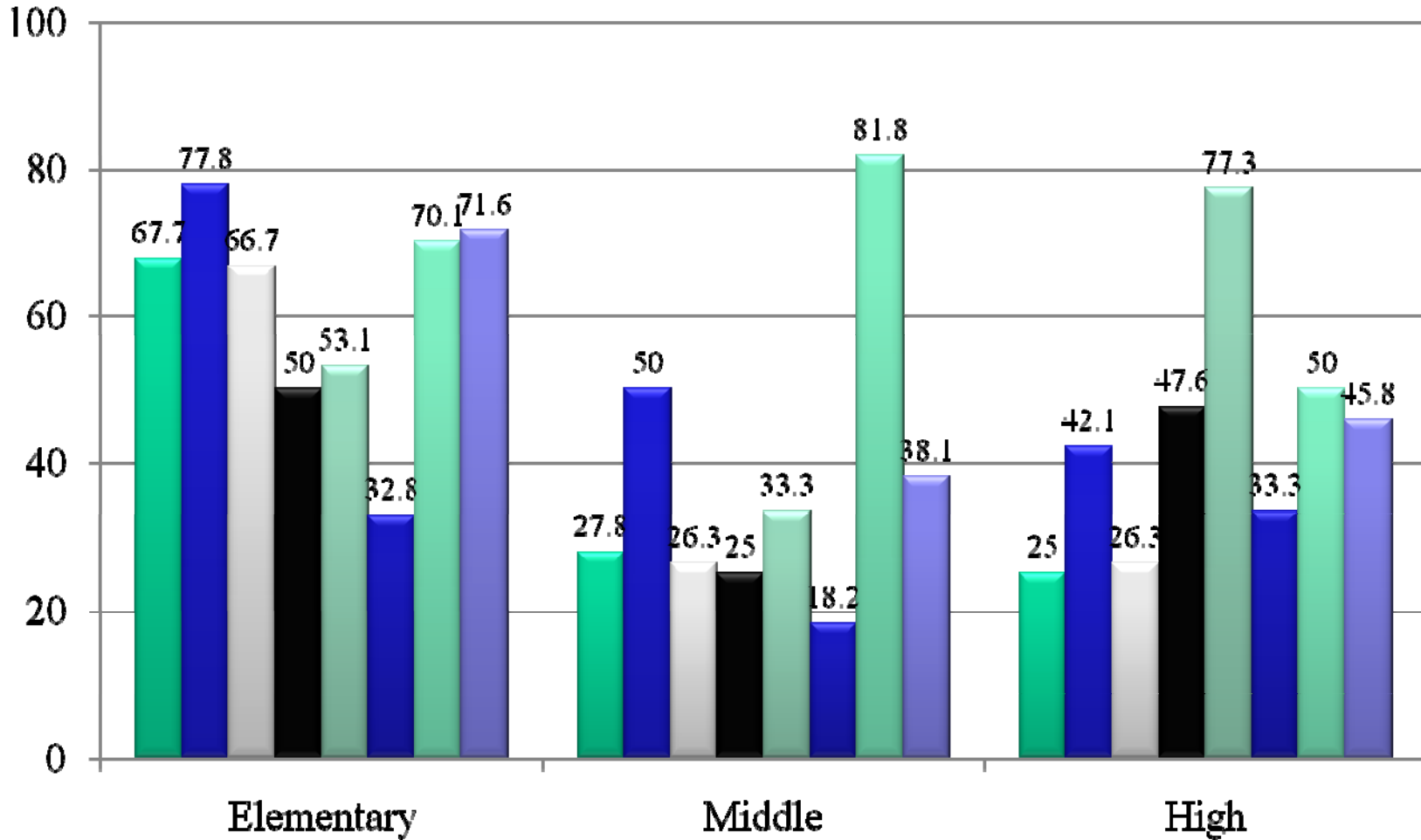
Percentage of Schools--AYP



Guilford
County Schools

712 North Eugene Street | Greensboro, NC 27401 | (336) 370-8100 Phone | (336) 370-8299 Fax | www.gcsnc.com | GCSTV 2

Percentage of Schools--AYP by Grade Span



Part II

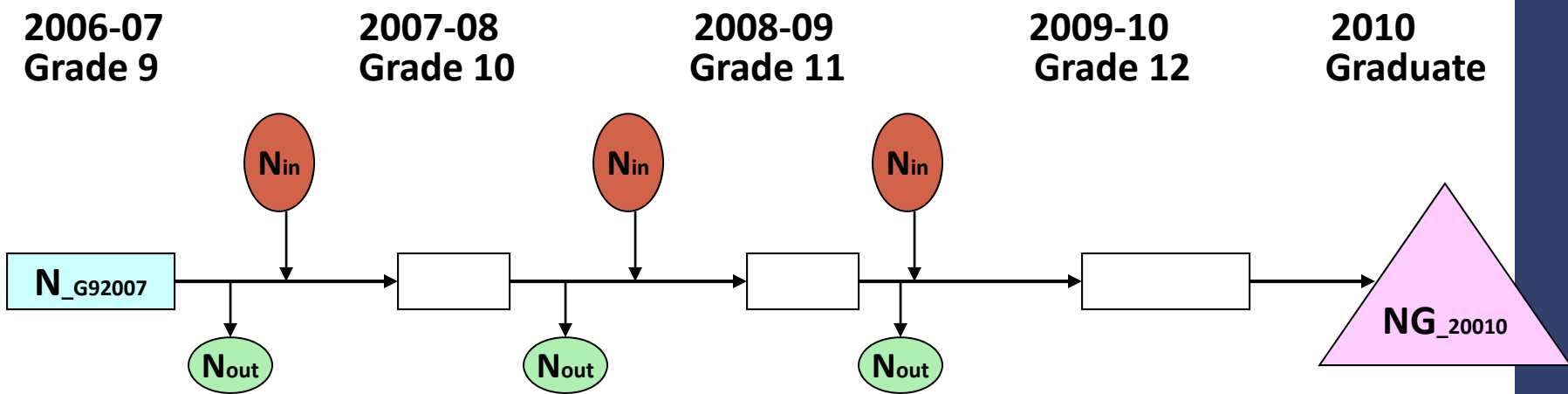
Preliminary High School Graduation Rate Results for 2010



Guilford
County Schools

712 North Eugene Street | Greensboro, NC 27401 | (336) 370-8100 Phone | (336) 370-8299 Fax | www.gcsnc.com | GCSTV 2

North Carolina True 9th Grader Cohort Method for Calculation of Graduation Rate



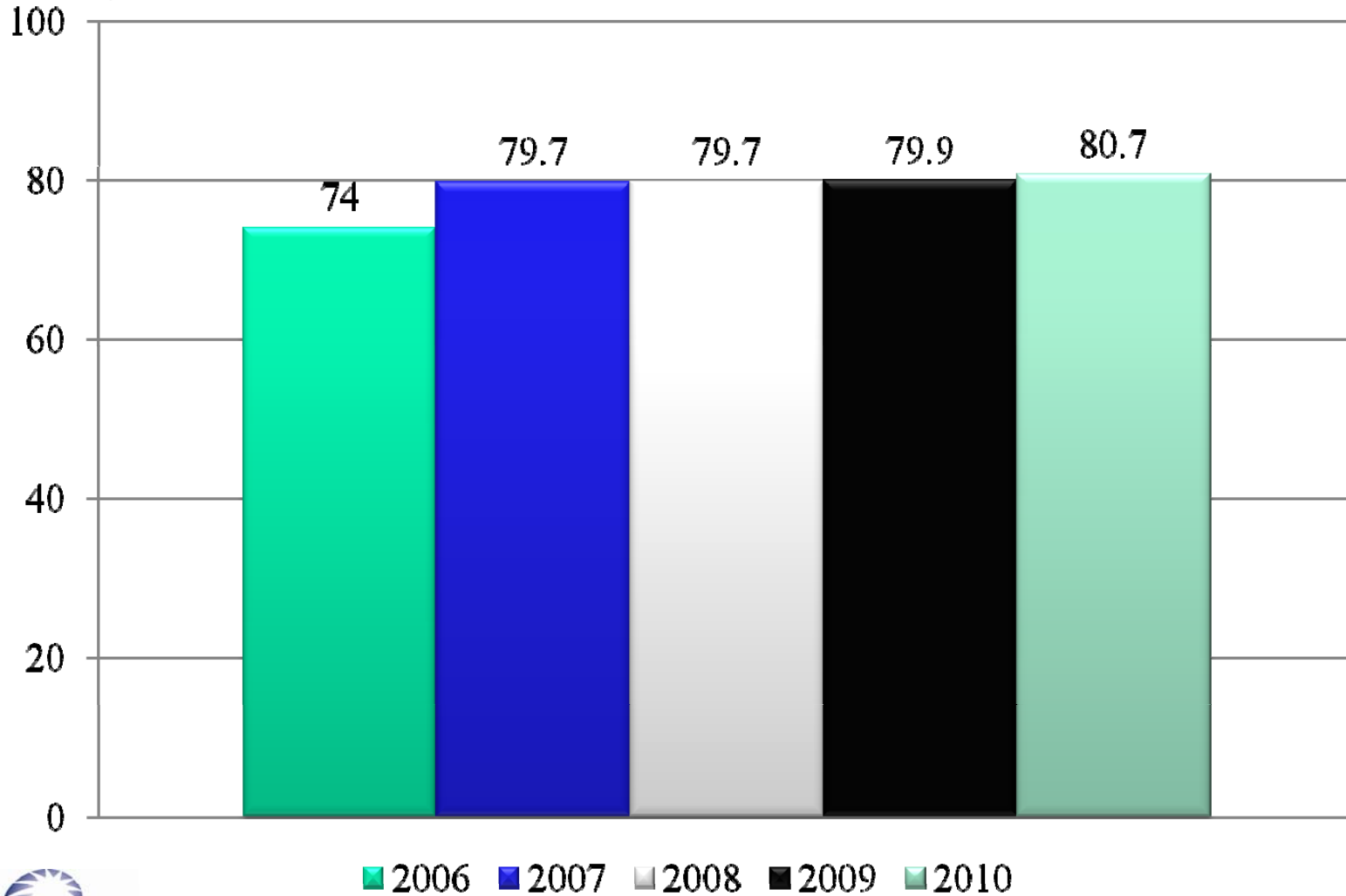
$N_{Gd}_{G9_{2007}cohort}$

$$N_{20thdayenrollment_{G9_{2007}cohort}} + N_{moving_in_{G9_{2007}cohort}} - N_{death/moving_out_{G9_{2007}cohort}}$$

Overview

- (1) GCS reached the highest graduation rate, 80.7, in 2010 since the state established 4-year cohort method in 2006
- (2) 12 Schools had rates higher than 90% (there were 8 in 2009):
The Early College at Guilford, Weaver, The Academy at Smith, Greensboro College Middle College, Penn-Griffin, MC at Bennett, MC at NC A&T, GTCC at High Point, GTCC at Jamestown, Northern, Northwest & Southeast High
- (3) 5 Schools had rates of 100% (there were 3 schools in 2009):
The Early College at Guilford, Weaver, The Academy at Smith, Greensboro College Middle College & Penn-Griffin School for the Arts
- (4) 4 schools gained over 5 points from 2009:
Andrews, Smith, MC at Bennett & MC at GTCC-High Point

GCS High School Graduation Rates-2006-2010



**Guilford
County Schools**

712 North Eugene Street | Greensboro, NC 27401 | (336) 370-8100 Phone | (336) 370-8299 Fax | www.gcsnc.com | GCSTV 2

High School Graduation Rates--2006-2010

School	2006	2007	2008	2009	2010
Andrews High	79.9	80.5	75.9	66.8	77
The Middle College at Bennett	75.8	83.3	82.4	90.5	97
Dudley High	74.3	83.7	74.9	78.2	81
Eastern High	64.4	73.3	75.7	75.3	70.9
Greensboro College Middle College	97.6	100	100	95.5	100
Penn-Griffin School for the Arts					100
Grimsley High	77.1	85.6	81.2	79.6	83.8
The Early College at Guilford	95.5	100	100	100	100
The Middle College at GTCC-Greensboro	88.9	90.5	90	88.5	84.6
The Middle College at GTCC – Jamestown	85.1	89.3	88.9	100	95.2
High Point Central High	62.1	77.6	77.9	78.2	81
The Academy at Central		85.7	77.8	78.6	60
The Middle College at GTCC-High Point	92.3	85.7	93.5	89.1	95.4
The Middle College at NCA&T	68.8	92.3	77.3	95.7	95.8
Northeast High	77.5	78.9	77.7	81.1	81.1
Northern High					94
Northwest High	91.1	96.1	94.1	94.5	93.8
Page High	73.8	82.4	80.3	81.2	82.4
Ragsdale High	82.4	85.3	85.9	87.7	83
Smith High	57	63.9	72.1	73.3	80.1
The Academy at Smith		96.8	95.7	95.7	100
Southeast High	86.5	89.2	92.1	89.9	90.7
Southern High	76.9	86.4	84.2	83.6	80.4
Southwest High	89.6	90.9	88.2	89.9	88.5
Weaver Academy	100	96.4	100	100	100
Western High	82.7	84.5	91.9	86.9	86.9